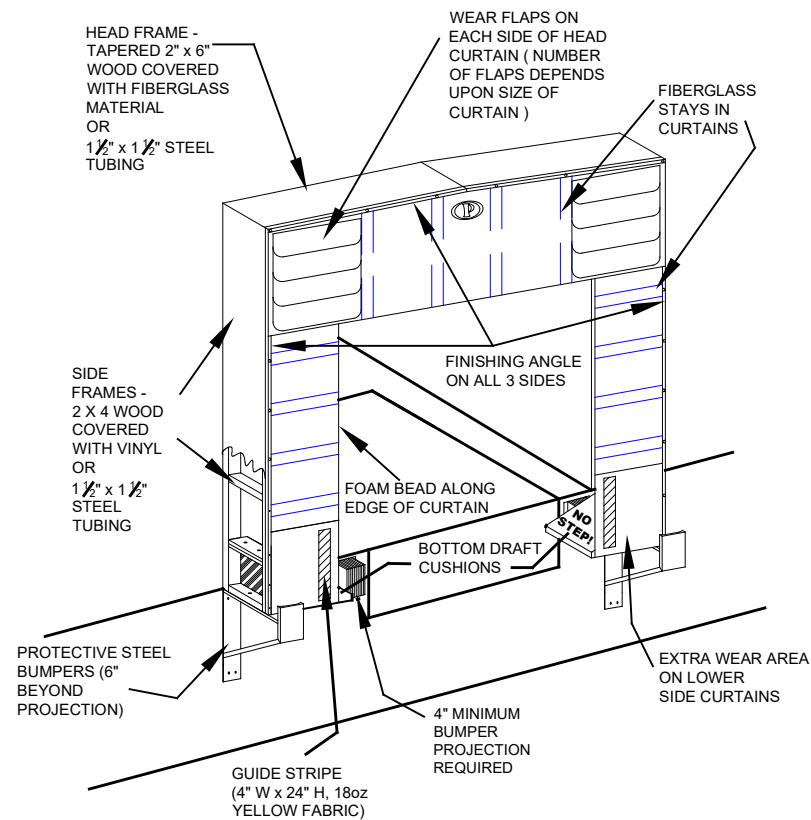
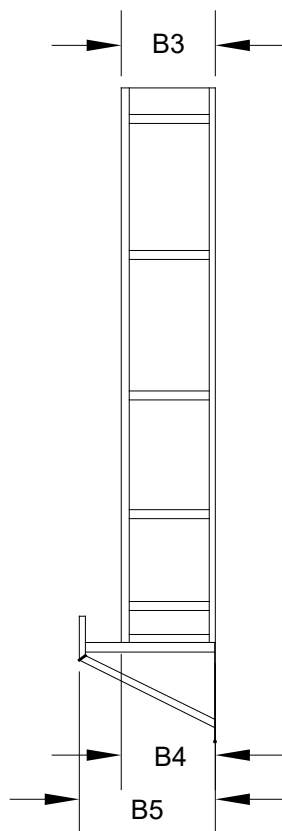
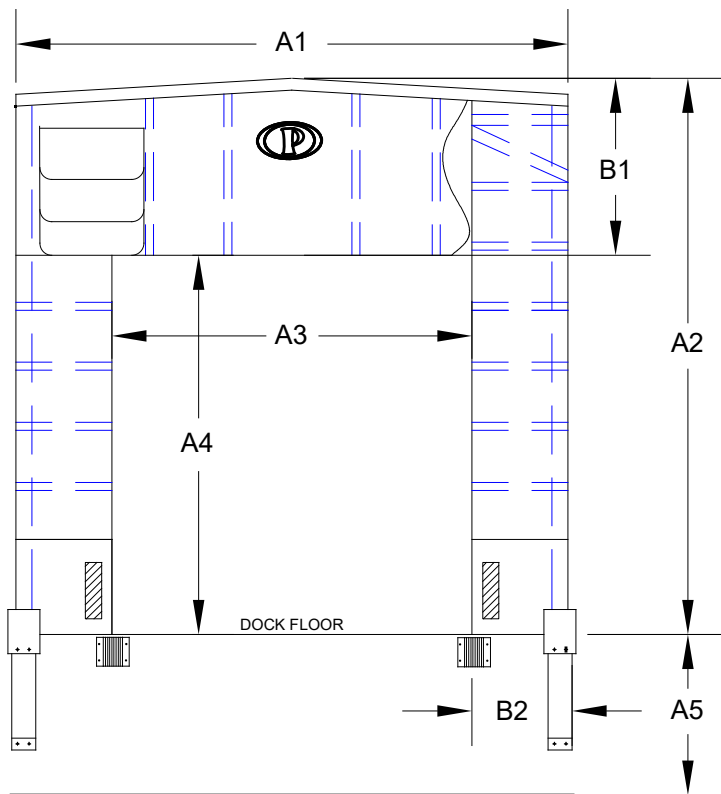
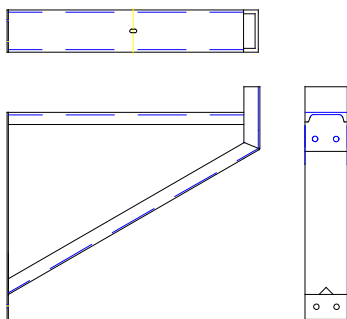


RIGID DOCK SHELTER SPECIFICATION SHEET



SHELTER BUMPER STANDARD



SPECIAL INFORMATION

DIMENSIONS:

- A1 - _____ " UNIT WIDTH
 A2 - _____ " UNIT HEIGHT
 A3 - _____ " OPENING WIDTH
 A4 - _____ " OPENING HEIGHT
 A5 - _____ " DOCK HEIGHT

 B1 - _____ " HEAD CURTAIN DROP
 B2 - _____ " SIDE CURTAIN WIDTH
 B3 - _____ " TOP PROJ.
 B4 - _____ " BOTTOM PROJ.
 B5 - _____ " BUMPER PROJ.

FRAME MATERIAL:
WOOD STEEL

FLAT OR RAKED HEADER:
RAKED FLAT

GENERAL INFO:

QUANTITY: _____, PART #: _____
 MODEL: RIGID SHELTER
 DOOR SIZE: _____ WIDTH, _____ HEIGHT
 FABRIC: _____, COLOR: _____
 APPROACH: LEVEL DECLINE INCLINE
 _____ " DIFFERENCE IN 50'-0"



PERMA TECH, INC.

363 HAMBURG STREET • BUFFALO, NY 14204
 (716) 854-0707 • 1-800-DOC-SEAL
www.PERMATECHINC.com

JOB:	
DEALER:	DATE:
CONTACT:	QUOTE #:
APPROVED BY SIGNATURE:	DRAWN BY: J.ZERNICKEL DATE: 8/20/2020